pratic 01 NOMO SELF-SUPPORTING VERSION

STRUCTURE WITH FRONT/REAR WATER DRAINAGES
(ATTENTION! DIMENSIONAL DRAWINGS) - EDITION 03-18

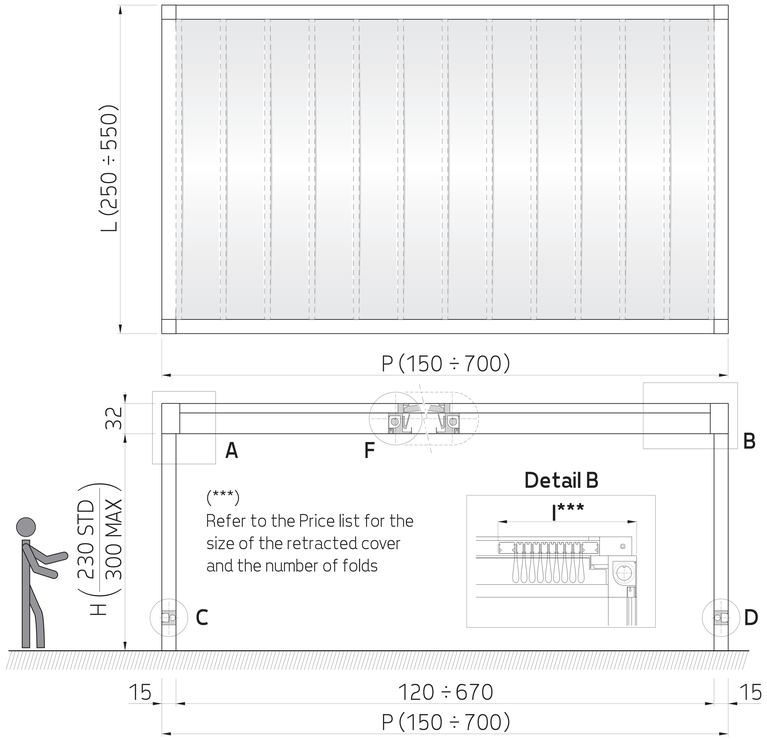

(***)
Refer to the Price list for the size of the retracted cover and the number of folds

Detail B

Detail A

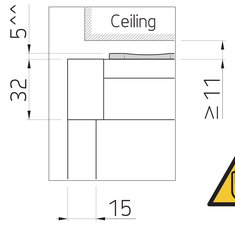

^^ Maximum extra height of the cover from top of the structure's center

Cut C

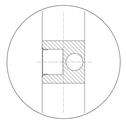

Cut D

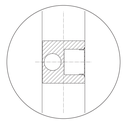

Cut E

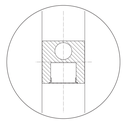

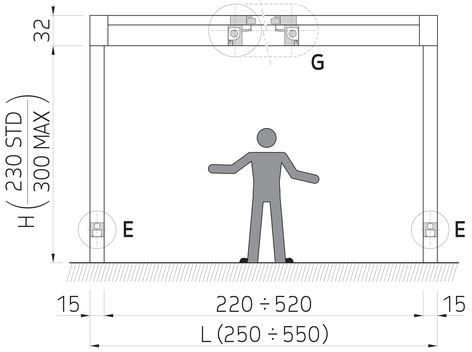

TO ENSURE PROPER OPERATION THE STRUCTURE HAVE TO BE INSTALLED ON A FLAT SURFACE

HOW TO SET UP THE STRUCTURE

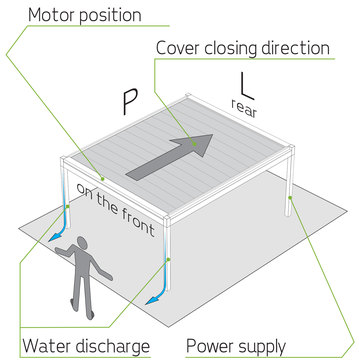

ATTENTION
Structure with front/rear water drainages

Cut F

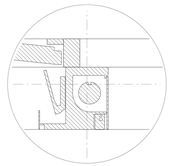

Cut G

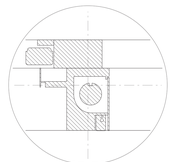

GROUND BRACKETS

ATTENTION: structure with front/rear water drainages
The arrows indicate the direction of water drainage
(The floor direction drainage is also possible ✸)

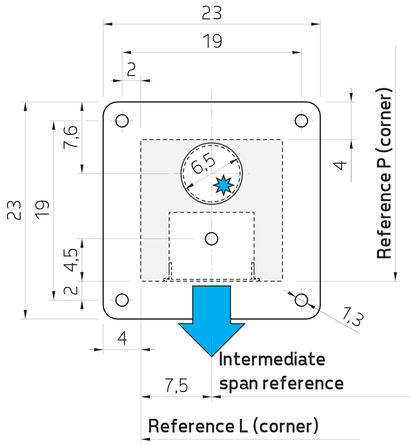

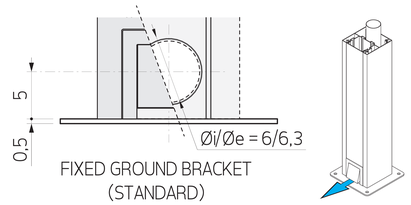

FIXED GROUND BRACKET
(STANDARD)

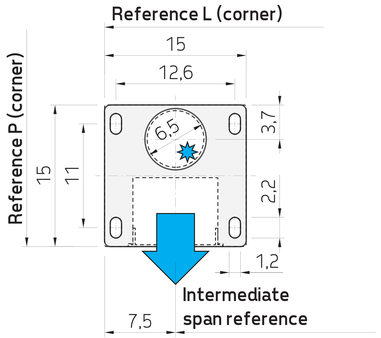

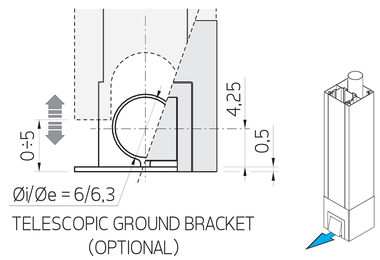

TELESCOPIC GROUND BRACKET
(OPTIONAL)

ATTENTION
SET MINIMUM
2 DISCHARGES FOR SPAN
(attention is necessary to position the drains on both sides of the structure)

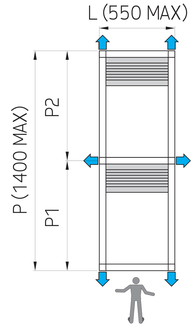

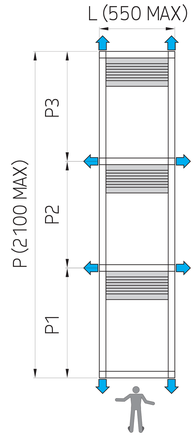

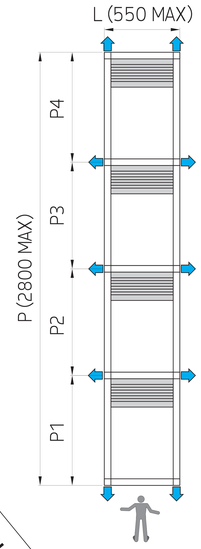

PROFILES

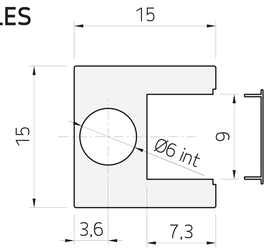

POST PROFILE

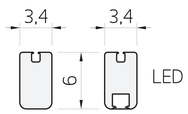

RIB PROFILE

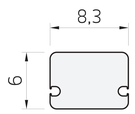

FRONT PROFILE

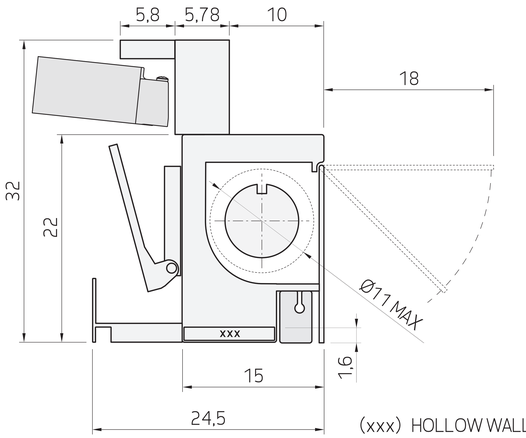

SUPPORTING PROFILE

(xxx) HOLLOW WALL FOR FIXATION OF PERI-PHERAL CLOSURES

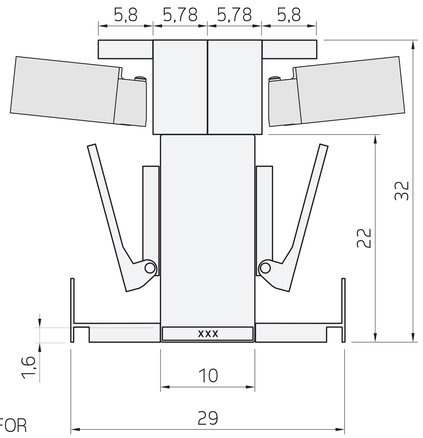

INTERMEDIATE SUPPORTING PROFILE
(02L Couplings)

It is responsibility of the fitter to correctly choose the anchoring systems suitable to the type of support on which it is necessary to anchor and the loads due to the weight of the structure and the wind action.

POWER SUPPLY

THE ELECTRICAL CONNECTION CAN BE MADE ON ANY POST.
THIS POSITION MUST BE SPECIFIED ON THE ORDER FORM.

(*) INDICATIVE MAXIMUM DIMENSION OF THE AREA WHERE THE POWER SUPPLY CABLE CAN BE PLACED.

(**) USING THE HOLE IN THE GROUND BRACKET.

THE ELECTRIC DATA ON THE DATA-PLATE ARE AVAILABLE IN THE INSTRUCTIONS MANUAL AND IN THE TECHNICAL FILES OF EVERY SINGLE COMPONENT

FIXED GROUND BRACKET

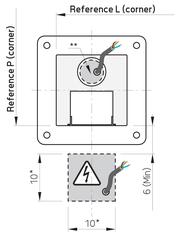

TELESCOPIC GROUND BRACKET

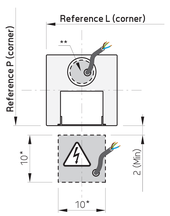

ATTENTION
SET MINIMUM
2 DISCHARGES FOR SPAN
(attention is necessary to position the drains on both sides of the structure)

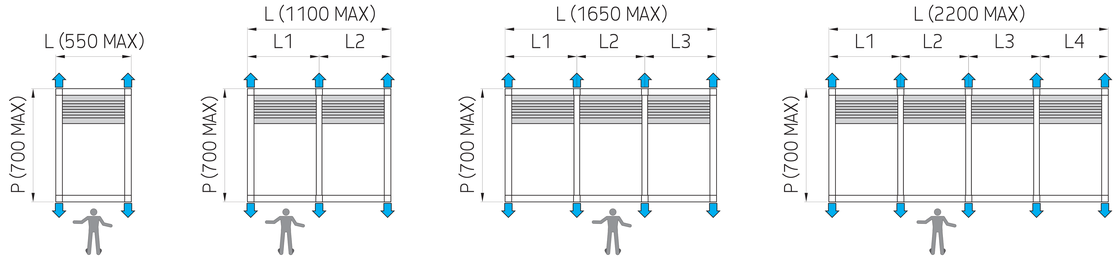

POSSIBLE COUPLINGS

01P

01L

Confidential material, all rights reserved of pratic F.lli Orioli Spa, the total or partial reproduction or disclosure of these contents is prohibited. The information contained in this document is not binding for the seller, is for illustration only and is subject to change without prior notice.

pratic 01 NOMO SELF-SUPORTING VERSION

➡ STRUCTURE WITH SIDE WATER DRAINAGES
(ATTENTION! DIMENSIONAL DRAWINGS) - EDITION 03-18

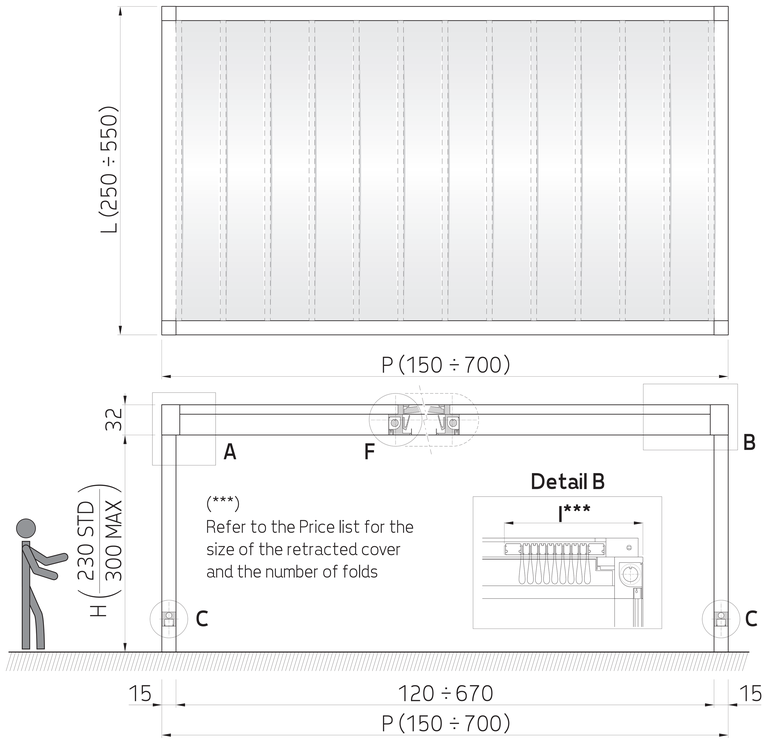

(***)
Refer to the Price list for the size of the retracted cover and the number of folds

Detail B

Detail A

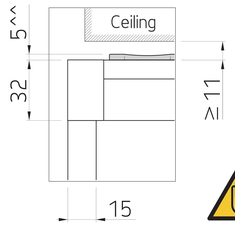

^^ Maximum extra height of the cover from top of the structure's center

Cut C **Cut D** **Cut E**

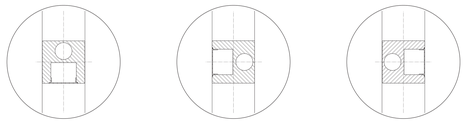

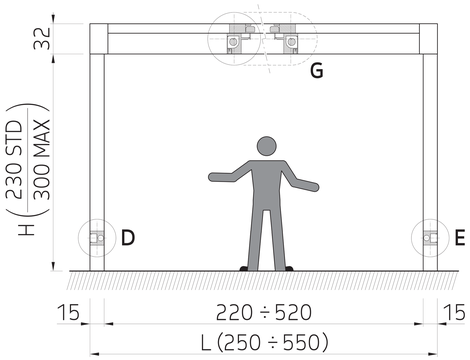

TO ENSURE PROPER OPERATION THE STRUCTURE HAVE TO BE INSTALLED ON A FLAT SURFACE

HOW TO SET UP THE STRUCTURE

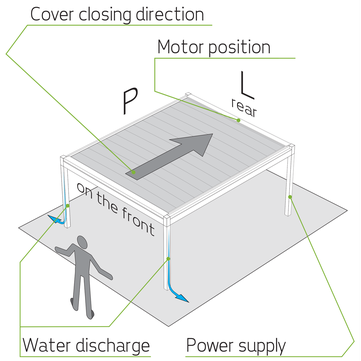

➡ **ATTENTION**
Structure with side water drainages

Cut F

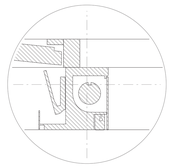

Cut G

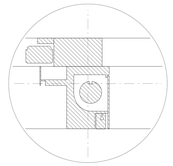

GROUND BRACKETS

➡ **ATTENTION:** Structure with side water drainages
The arrows indicate the direction of water drainage
(The floor direction drainage is also possible ✸)

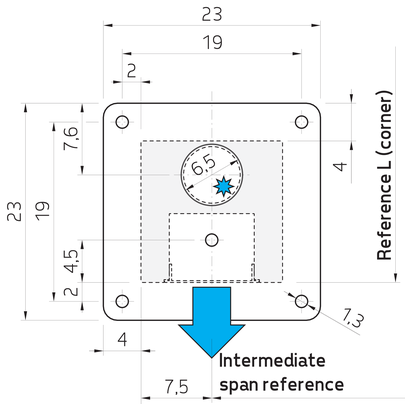

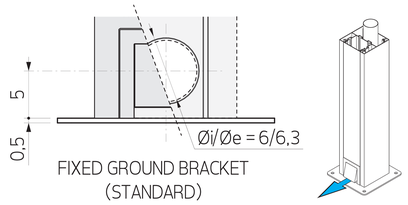

FIXED GROUND BRACKET
(STANDARD)

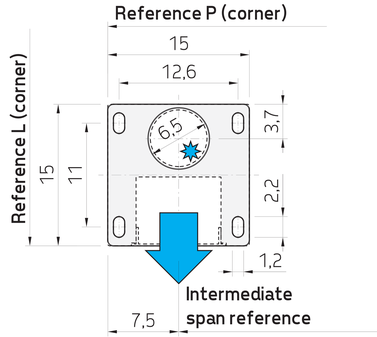

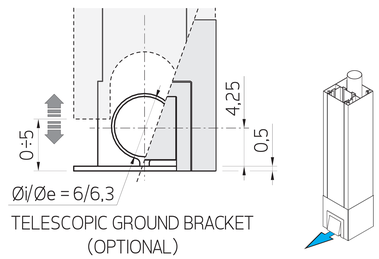

TELESCOPIC GROUND BRACKET
(OPTIONAL)

ATTENTION
SET MINIMUM
2 DISCHARGES FOR SPAN
(attention is necessary to position the drains on both sides of the structure)

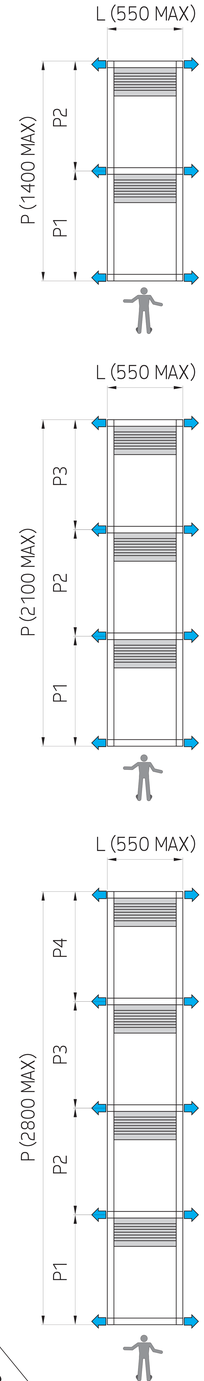

PROFILES

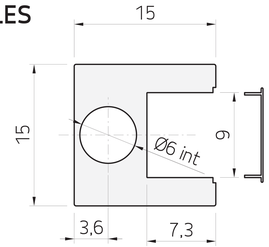

POST PROFILE

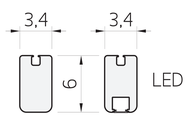

RIB PROFILE

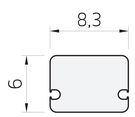

FRONT PROFILE

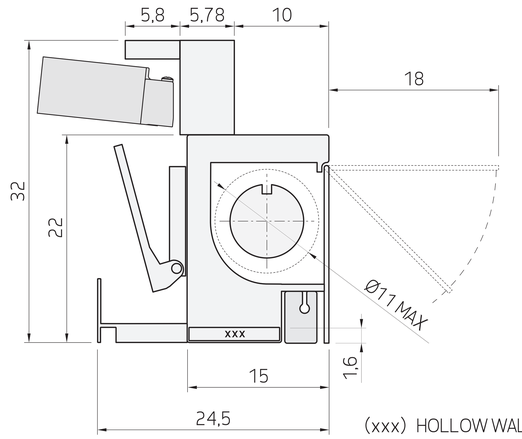

SUPPORTING PROFILE

(xxx) HOLLOW WALL FOR FIXATION OF PERI-PHERAL CLOSURES

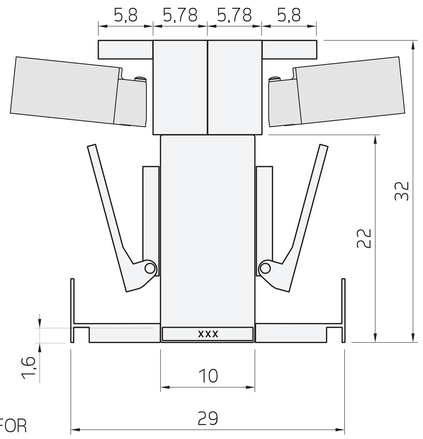

INTERMEDIATE SUPPORTING PROFILE
(02L Couplings)

It is responsibility of the fitter to correctly choose the anchoring systems suitable to the type of support on which it is necessary to anchor and the loads due to the weight of the structure and the wind action.

POWER SUPPLY

THE ELECTRICAL CONNECTION CAN BE MADE ON ANY POST.
THIS POSITION MUST BE SPECIFIED ON THE ORDER FORM.

(*) INDICATIVE MAXIMUM DIMENSION OF THE AREA WHERE THE POWER SUPPLY CABLE CAN BE PLACED.

(**) USING THE HOLE IN THE GROUND BRACKET.

THE ELECTRIC DATA ON THE DATA-PLATE ARE AVAILABLE IN THE INSTRUCTIONS MANUAL AND IN THE TECHNICAL FILES OF EVERY SINGLE COMPONENT

FIXED GROUND BRACKET

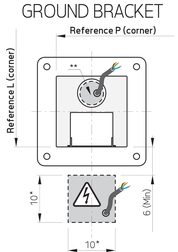

TELESCOPIC GROUND BRACKET

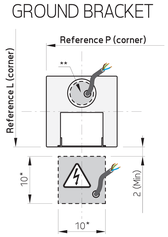

ATTENTION
SET MINIMUM
2 DISCHARGES FOR SPAN
(attention is necessary to position the drains on both sides of the structure)

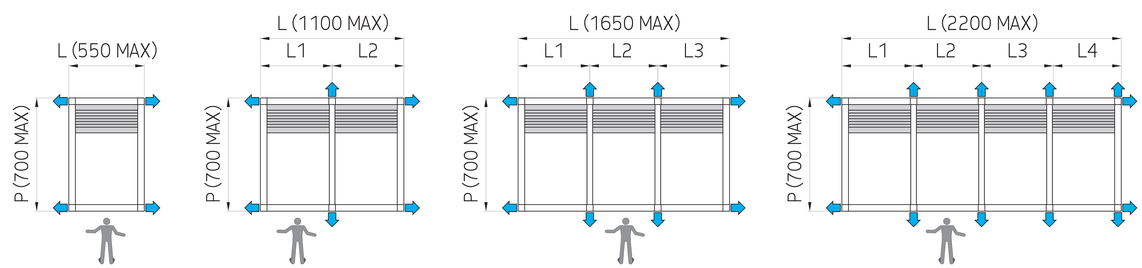

POSSIBLE COUPLINGS

01P

01L

Confidential material, all rights reserved of pratic F.lli Orioli Spa, the total or partial reproduction or disclosure of these contents is prohibited. The information contained in this document is not binding for the seller, is for illustration only and is subject to change without prior notice.